

Description

Multicore Caxial Cable

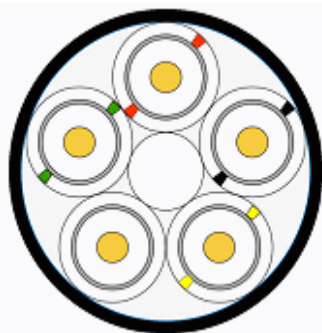
SMATV 1st IF Distribution

Coaxial Cables

CAVEL[®]

since 1968

Data Sheet

5XDG80M**Class CPR acc. to UE 305/2011 (DoP)**

Eca

The cable can be used in the field of application of the Construction Product Regulation (DoP) UE nr. 305/2011 for the class of performance specified on the related product label.

Standards

EN 50117-2-5

Reaction to Fire

EN50575

Construction data

Polyester film spirally wrapped

(Pet)

Attached Data Sheet

DG80

Sheath Colour

white (PVC)

white with two yellow bands (RAL 1021)

white with two black bands (PVC)

white with two red bands (RAL 3000)

white with two green bands (RAL 6018)

Central Filler		Ø 3,50	mm
Diameter over Tape		13,60	mm
Outer sheath of Thermoplastic material - black - halogen free and flame retardant	(LSZH)	Ø 15,00 ± 0,25	mm
Zinc-plated steel rip cord	(FeZn)	Ø 0,40	mm

Printed each meter by yellow ink-jet :

**CAVEL 5 x DG 80 M MADE IN ITALY 75 Ohm Euroclass Eca EN50117-2-5 CEI-UNEL 36762 C-4 (U0 = 400V)
ULTRA HD / 4K gggaan m**

(gggaan=batch)

Physical data

Weight of copper conductors	56,02	kg/km
Total weight of cable	202,42	kg/km
Minimum bending radius (single/repetead bending)	75/150	mm
Max.Tensile Strength	800	N
Minimum installation temperature	-5	°C
Operating temperature	-25 / +80	°C

ITALIANA CONDUTTORI s.r.l.

Viale Zanotti 90 I - 27027 Gropello Cairoli
Tel +39-382.815150 Fax +39-0382.814212

Date

23/03/2017

Responsible

Alberto Scardovi

Description

Multicore Coaxial Cable

SMATV 1st IF Distribution

**Data Sheet****5XDG80M****Connectors**

BNCC3.9C	Series BNC Compression, BNC Compression, for OUTDOOR installation
BNCC501	Series BNC Compression, BNC Compression, for OUTDOOR installation, nitin-plated brass - 35,0 mm x 14,0 mm
F501	Series F Crimp, Crimp F-59-ALM 3.9/6.4, for INDOOR installation, nitin-plated brass - 21,0 mm x 12,0 mm
FA501	Series F Twist-On, F Twist-On, for INDOOR installation, nitin-plated brass - 21,0 mm x 12,0 mm
FC5.0QMS	Series F Compression, Short Quick Mount, for OUTDOOR installation
FC501	Series F Compression, F Compression, for OUTDOOR installation, nitin-plated brass - 30,0 mm x 12,0 mm
FCM5.0C	Series F Compression, F Compression, for OUTDOOR installation, nitin-plated brass
FCPO3.9C	Series F Compression, Ø 3,9 Push-On, for OUTDOOR installation, nitin-plated brass
IECF905C	Series IEC (toolless), Ø 3,9 90° female, for INDOOR installation
IECM905C	Series IEC (toolless), Ø 3,9 90° male, for INDOOR installation

ITALIANA CONDUTTORI s.r.l.

Viale Zanotti 90 I - 27027 Gropello Cairoli

Tel +39-382.815150 Fax +39-0382.814212

Date**23/03/2017****Responsible****Alberto Scardovi**

Description

Indoor drop coaxial cable for digital reception - 75 Ohm

Cable for digital reception

Coaxial Cables

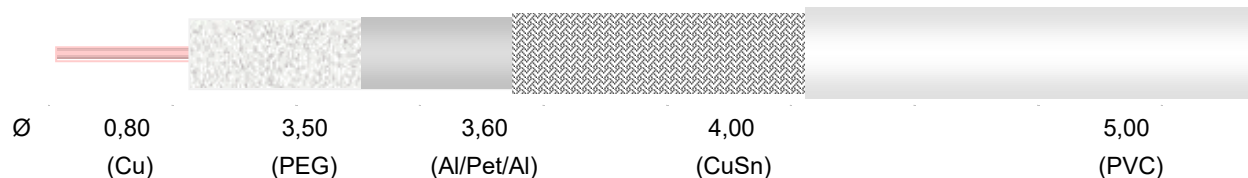
CAVEL®

since 1968

Data Sheet

DG80

5XDG80M



Class CPR acc. to UE 305/2011 (DoP)

Eca

The cable can be used in the field of application of the Construction Product Regulation (DoP) UE nr. 305/2011 for the class of performance specified on the related product label.

Standards

EN 50117-2-4

Reaction to Fire

EN50575

Construction data

Inner conductor of plain copper	(Cu)	Ø 0,80 ± 0,02	mm
Dielectric of physical foam polyethylene	(PEG)	Ø 3,50 ± 0,10	mm
Aluminum/Polyester/Aluminum tape longitudinally overlapped	(Al/Pet/Al)		
Water repellent sealing (dielectric)	(Jelly1)		
Braid of tinned copper wires	(CuSn)		
Braid optical coverage (IEC 96-1)		65	%
Outer sheath of Polyvinylchloride - white (PVC) - lead-free	(PVC)	Ø 5,00 ± 0,10	mm
Printed each meter by blue ink-jet :			

CAVEL DG 80 MADE IN ITALY 75 Ohm Euroclass Eca EN50117-2-4 CEI-UNEL 36762 C-4 (U0 = 400V)

ULTRA HD / 4K ggaan m

(ggaan=batch number m=meter marking)

Physical data

Weight of copper conductors	11,13	kg/km
Total weight of cable	25,73	kg/km
Minimum bending radius (single/repeated bending)	25/50	mm
Maximum cable pulling strength	90	N
Minimum installation temperature	-5	°C
Operating temperature	-40 / +80	°C

Electrical data

Characteristic impedance	200 MHz	75 ± 3	Ohm
Capacitance (@1kHz)		52 ± 2	pF/m
Velocity Ratio		85 %	
Inner conductor resistance		35	Ohm/km
Outer conductor resistance		18,60	Ohm/km
Loop resistance		53,60	Ohm/km
Sheat Insulation voltage (spark test)		2,50	kV
Maximum current (Ieff)		4	A

ITALIANA CONDUTTORI s.r.l.

Viale Zanotti 90 I - 27027 Gropello Cairoli
Tel +39-382.815150 Fax +39-0382.814212

Date

23/03/2017

Responsible

PierPaolo Piccinini

Description

Indoor drop coaxial cable for digital reception - 75 Ohm

Cable for digital reception



Data Sheet

DG80
5XDG80M

Structural return loss (SRL)

5 - 470 MHz	>30 dB
470 - 1000 MHz	>28 dB
1000 - 2000 MHz	>26 dB
2000 - 3000 MHz	>22 dB

Screening Attenuation (SA)

30 - 1000 MHz	SA-Class A	>90 dB
1000 - 2000 MHz		>75 dB
2000 - 3000 MHz		>65 dB

Transfer Impedance (Zt)

5 - 30 MHz

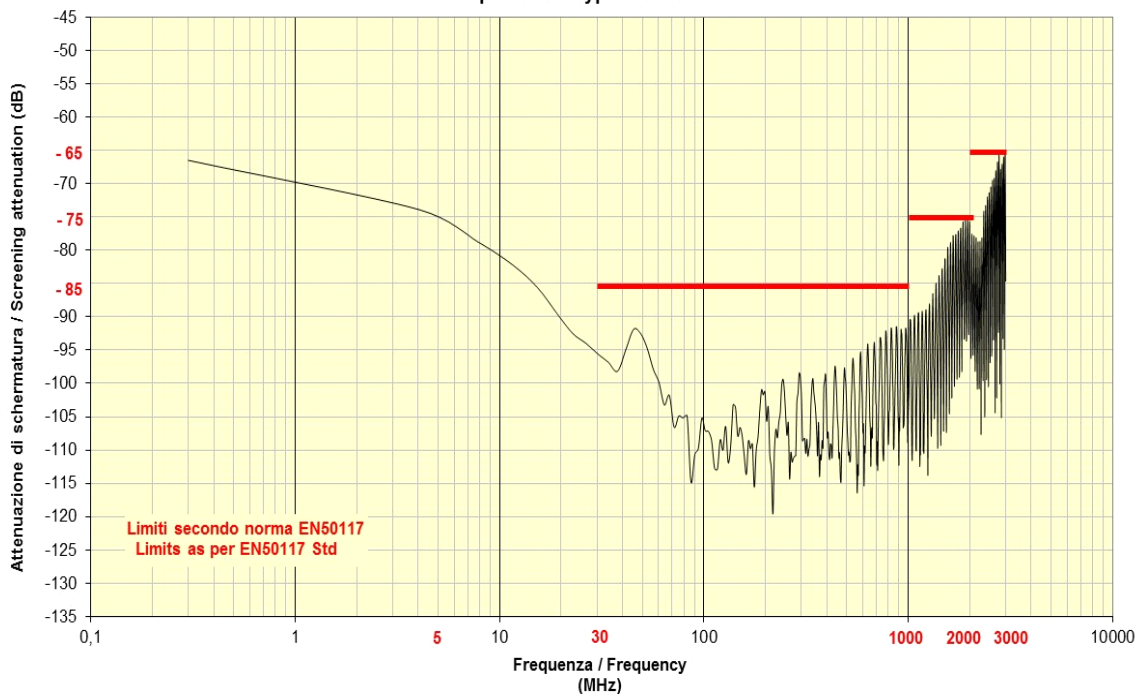
Zt-Class B

< 9 mOhm/m

Attenuazione di schermatura / Screening Attenuation

Cavo classe A / A Class Cable

Cavo tipo / Cable type : DG 80



Connectors

- BNCC3.9C** Series BNC Compression, BNC Compression, for OUTDOOR installation
- BNCC501** Series BNC Compression, BNC Compression, for OUTDOOR installation, nitin-plated brass - 35,0 mm x 14,0 mm
- F501** Series F Crimp, Crimp F-59-ALM 3.9/6.4, for INDOOR installation, nitin-plated brass - 21,0 mm x 12,0 mm
- FA501** Series F Twist-On, F Twist-On, for INDOOR installation, nitin-plated brass - 21,0 mm x 12,0 mm
- FC5.0QMS** Series F Compression, Short Quick Mount, for OUTDOOR installation
- FC501** Series F Compression, F Compression, for OUTDOOR installation, nitin-plated brass - 30,0 mm x 12,0 mm
- FCPO3.9C** Series F Compression, Ø 3,9 Push-On, for OUTDOOR installation, nitin-plated brass
- IECF905C** Series IEC (toolless), Ø 3,9 90° female, for INDOOR installation
- IECM905C** Series IEC (toolless), Ø 3,9 90° male, for INDOOR installation

ITALIANA CONDUTTORI s.r.l.

Viale Zanotti 90 I - 27027 Gropello Cairoli
Tel +39-382.815150 Fax +39-0382.814212

Date

23/03/2017

Responsible

PierPaolo Piccinini